



V 2

12 OPTIONS



V 2

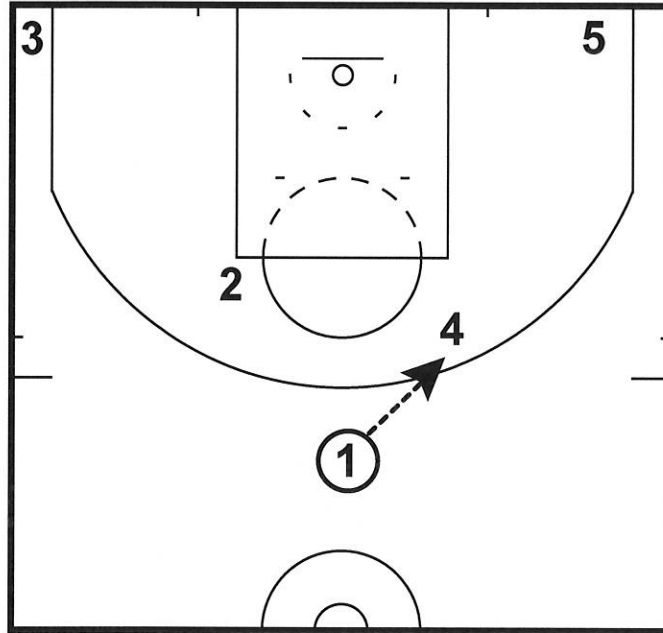
12 OPTIONS

LA Clippers

V 2

V2 option # 1

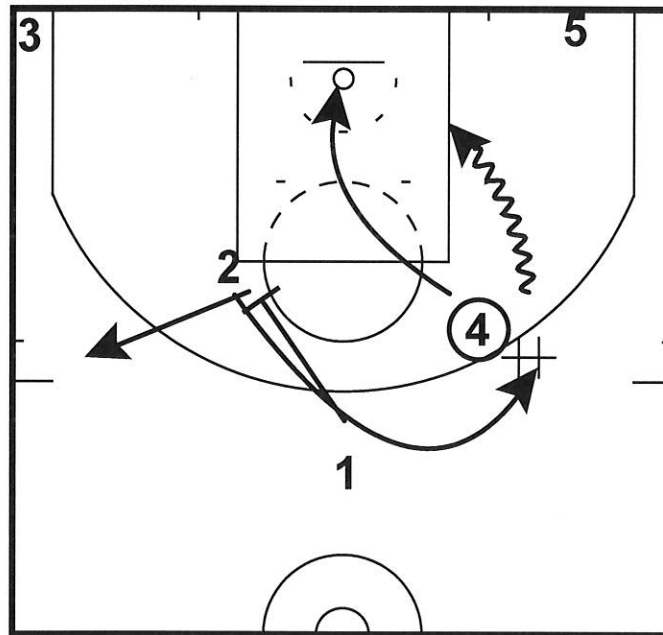
V 2



2 STARTS AT ELBOW. 4 STARTS A LITTLE HIGHER. 1 HITS 4. 1 SCREENS FOR 2.

V2 option # 1

V 2

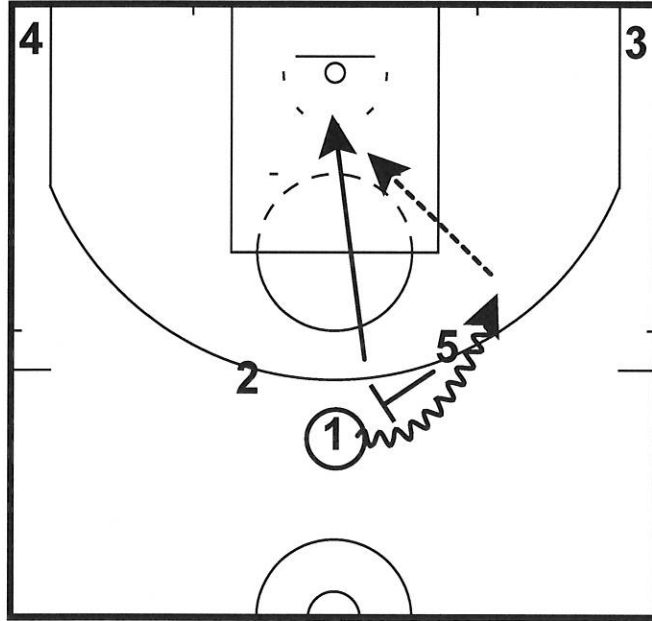


2 COMES HARD FOR A "FLIP" PASS FROM 4. W ATTACKS, 4 ROLLS, 1 IS OUT TO SPACE.

LA Clippers

V 2

V 2 option # 2 small line up
V 2

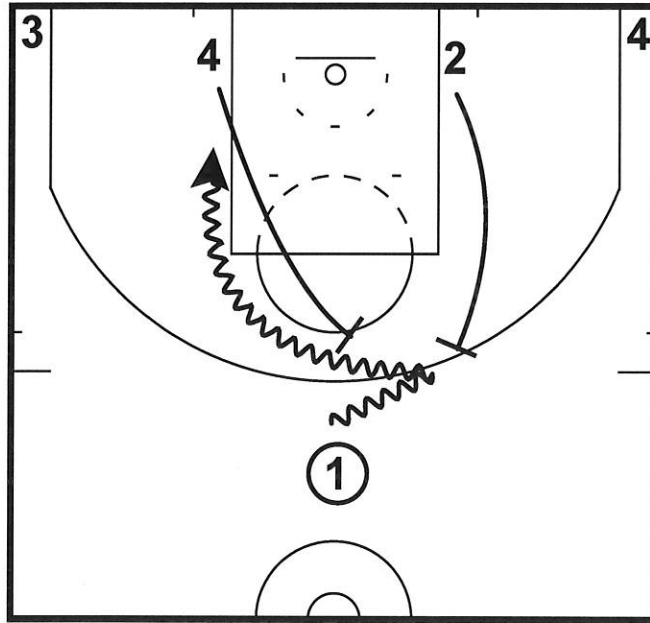


2 AND 5 MUST START HI.
1 DRIBBLE OFF 5, 5 ROLLS HARD

LA Clippers

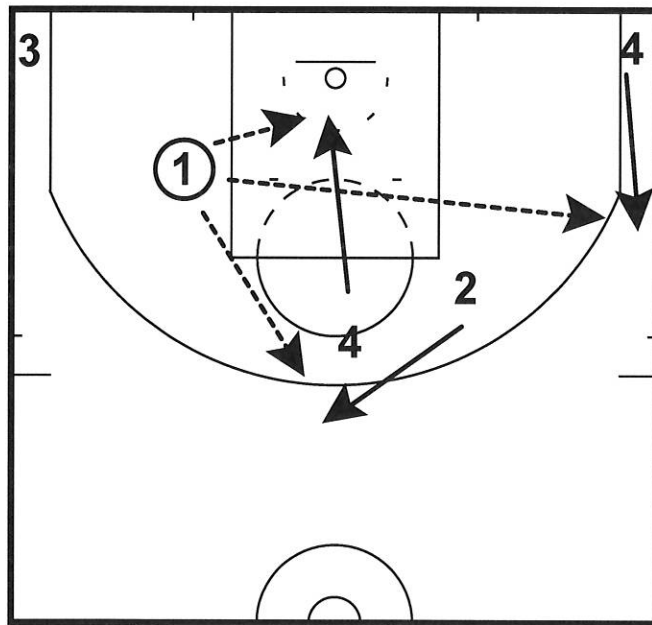
V 2

V 2 option # 3 small line up
V 2



2 and 4 start low, 2 comes up first.
1 sells coming off 2.

V 2 option # 3 small line up
V 2



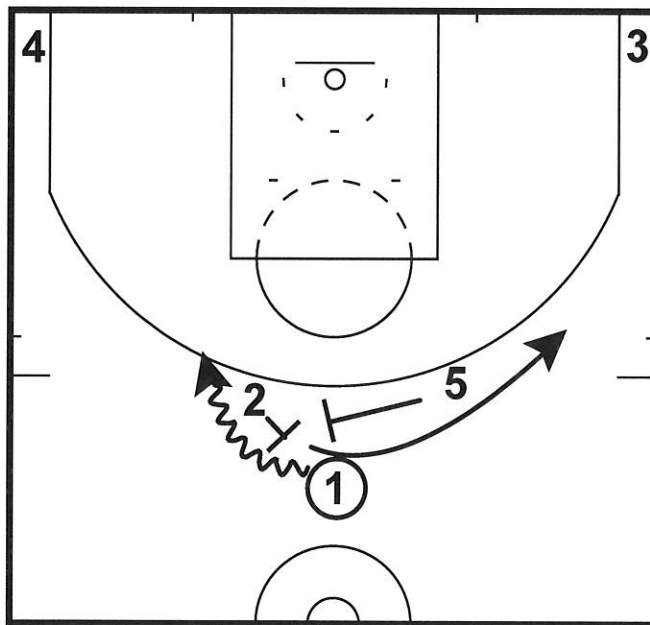
1 reverses and come off 4.
4 rolls hard, 2 lifts up, 1 attacks and reads.

LA Clippers

V 2

V 2 option # 4 small line up 1/2 dribble flare.

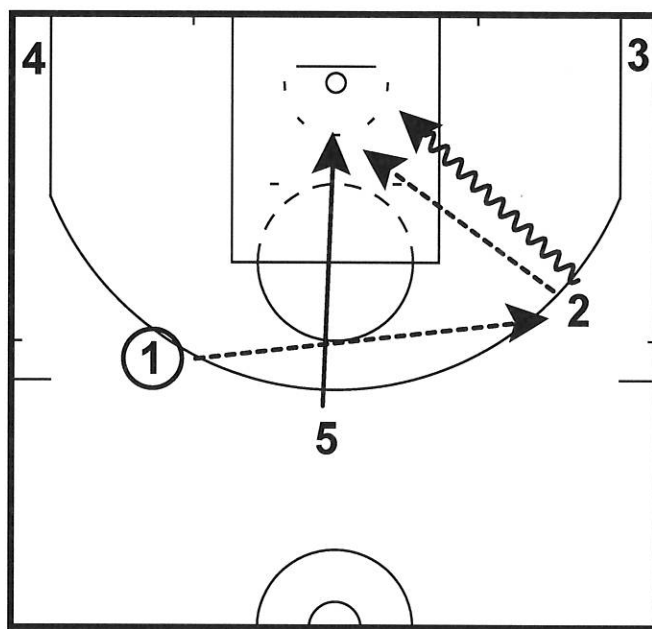
V 2



2 and 5 start high. 1 dribbles off 2.
5 flares 2.

V 2 option # 4 small line up 1/2 dribble flare.

V 2

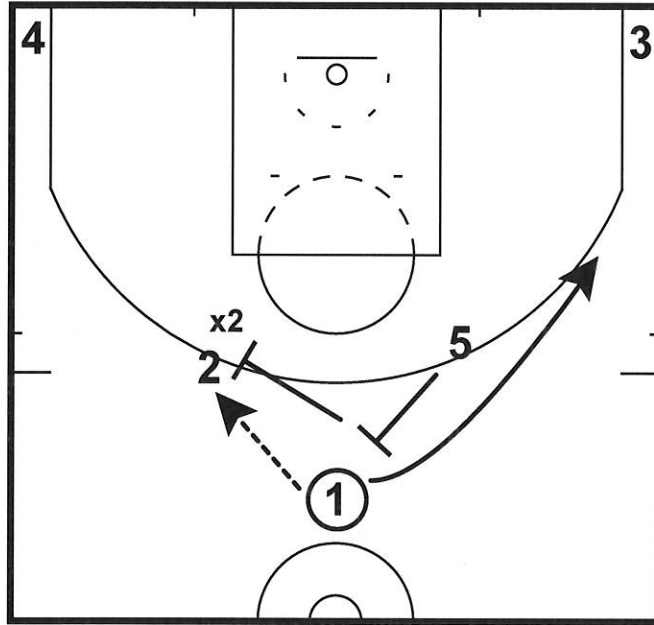


1 hits 2. 5 rolls hard.
2 has drive or shot

LA Clippers

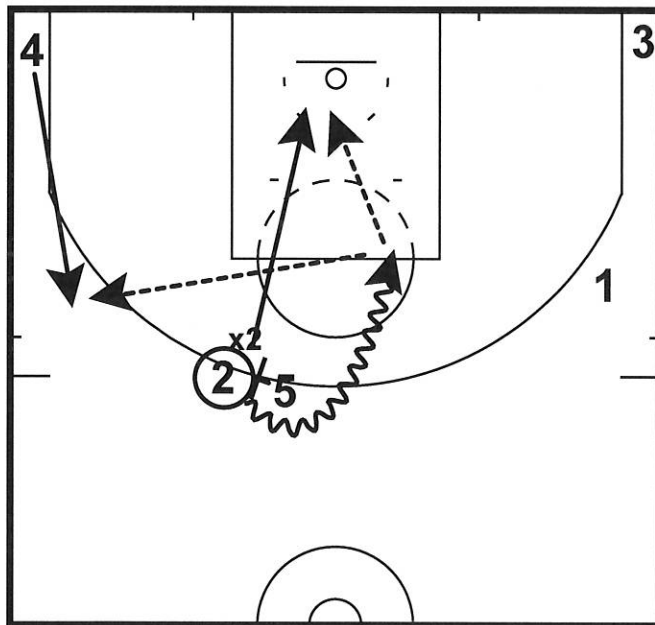
V 2

V 2 option # 5 small line up 1/2 double screen
V 2



2 and 5 start high.
1 hits 2. 5 sets brush screen on 1.
5 then screens 2.

V 2 option # 5 small line up 1/2 double screen
V 2



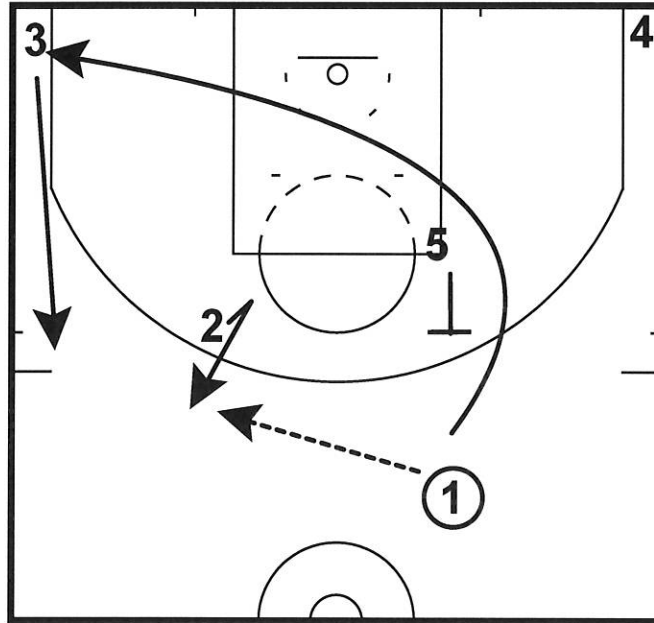
2/5 P/R.
5 ROLLS HARD.
2 HAS OPTIONS.

LA Clippers

V 2

V 2 option # 6 CHIN

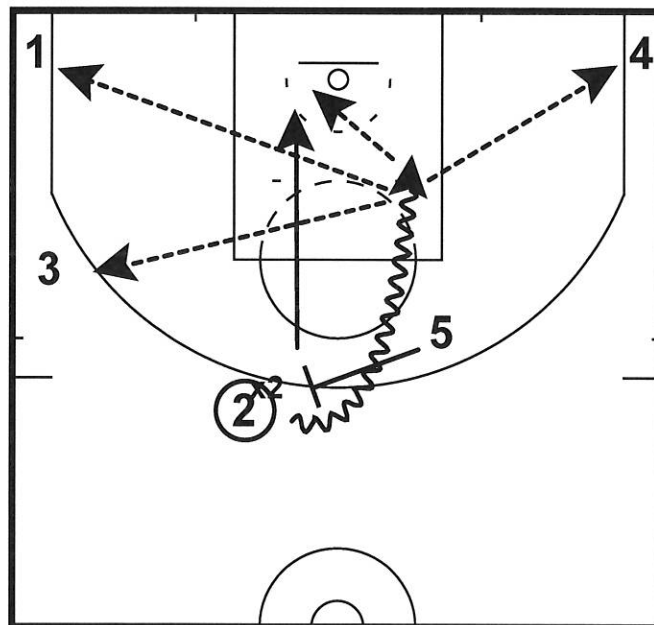
V 2



1 STARTS ON LANE LINE. 2 STARTS JUST INSIDE TH 3 POINT LINE.
5 STARTS AT ELBOW.
2 CATCHES IT HIGH. 1 HITS 2 AND COMES OFF 5'S BRUSH SCREEN.

V 2 option # 6 CHIN

V 2



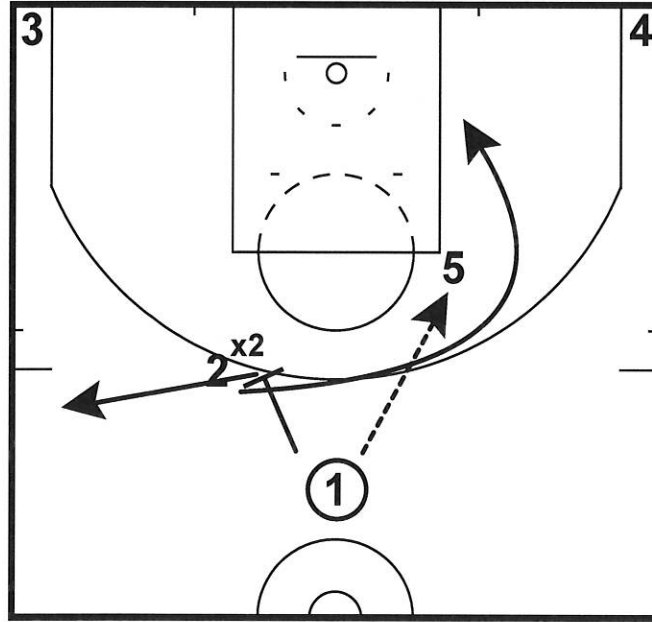
5 COMES TO A HPR.
1 IS IN CORNER, 3 LIFTS.
2 ATTACKS AND READS.

LA Clippers

V 2

V 2 option # 7 small line up 1/5 Pass Keep

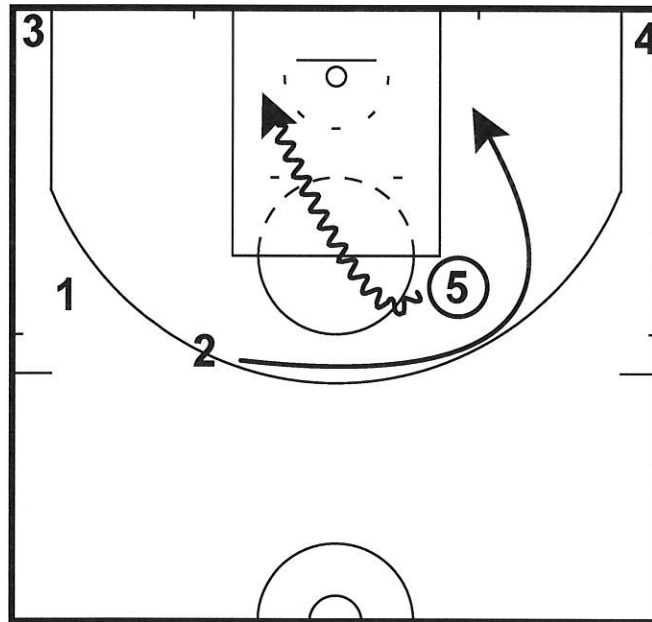
V 2



5 STARTS TIGHT AT ELBOW. 2 STARTS HIGH.
1 HITS 5 AND SCREENS FOR 2, THEN 1 SPACES.

V 2 option # 7 small line up 1/5 Pass Keep

V 2

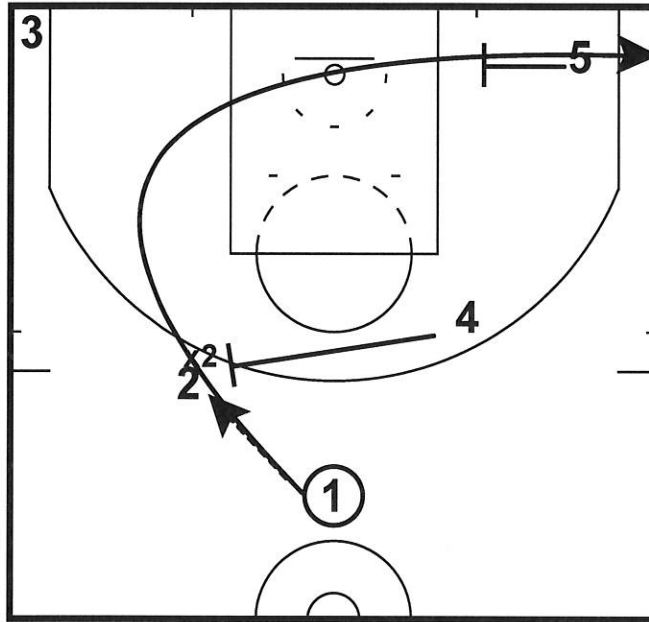


2 COMES BEHIND 5 FOR A FAKE FLIP PASS.
5 KEEPS ON A HARD DRIVE.

LA Clippers

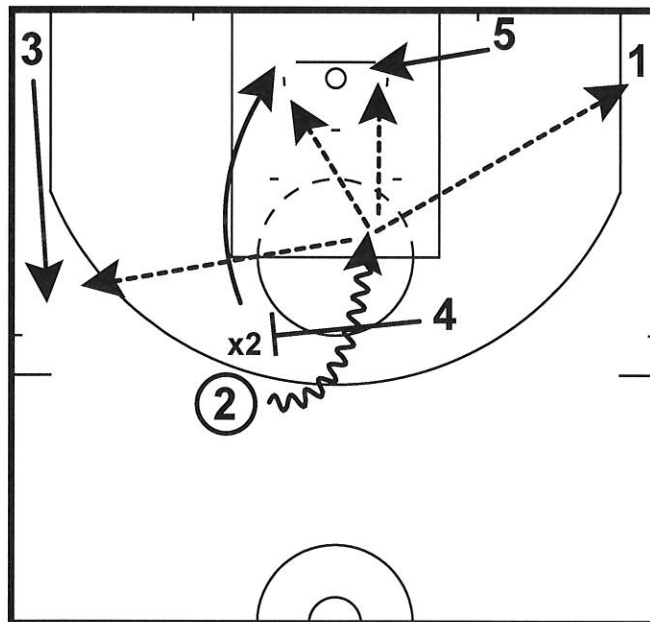
V 2

V 2 option # 8 1/2 PASS SAME SIDE
V 2



2 STARTS HIGH. 4 STARTS JUST ABOVE ELBOW.
1 HITS 2 AND COMES BEHIND.

V 2 option # 8 1/2 PASS SAME SIDE
V 2

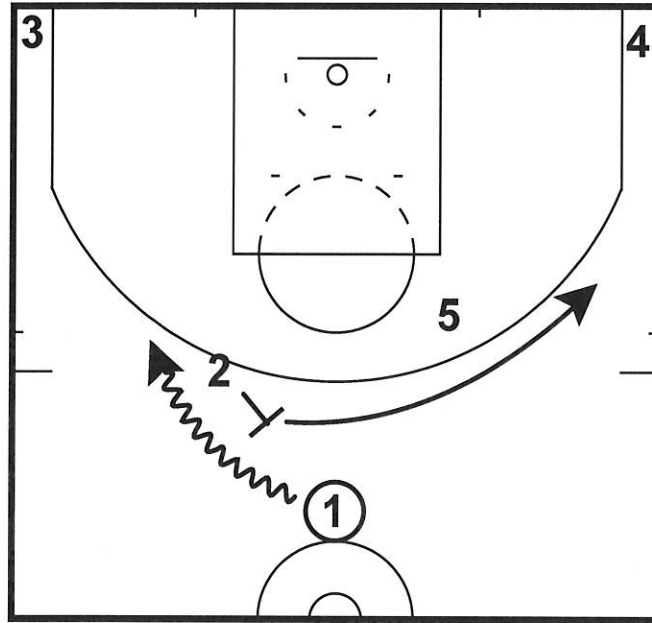


1 GOES TO CORNER OFF 5'S SCREEN.
4 GETS 2 IN A HPR. 5 TO DUNKER SPOT.
2 HAS OPTIONS.

LA Clippers

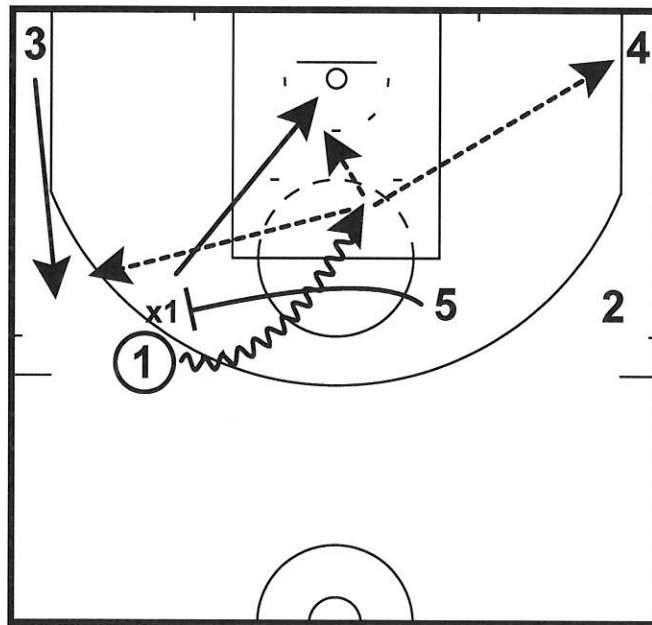
V 2

V 2 option # 10 V TWIST w/ 2 SCREEN
V 2



2 STARTS HIGH. 5 STARTS AT ELBOW.
1 DRIBBLES OFF 2'S SCREEN, 2 OUT TO SPACE.

V 2 option # 10 V TWIST w/ 2 SCREEN
V 2

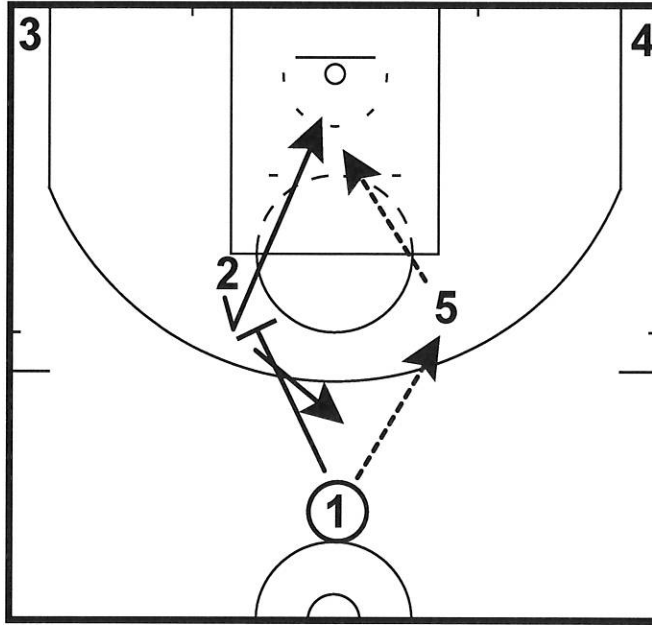


1 COMES BACK OFF 5'S SCREEN FOR TWIST ACTION.
5 ROOLS HARD. 1 READS OPTIONS.

LA Clippers

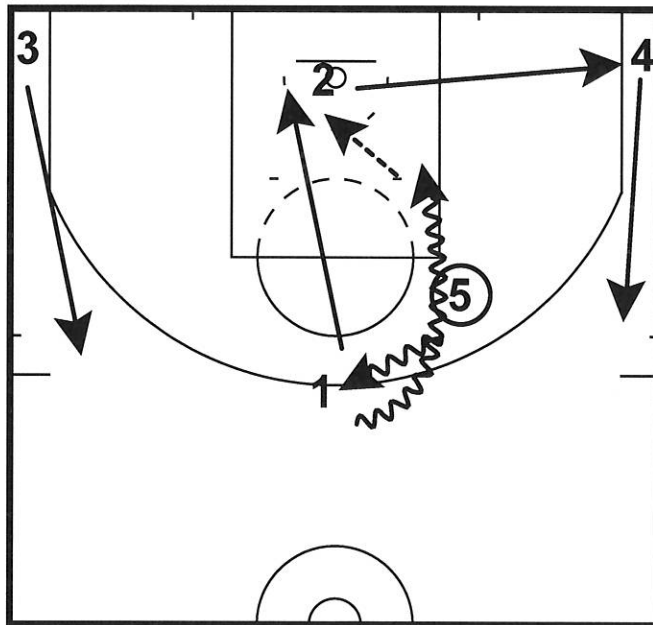
V 2

V 2 optopn # 11 small line up
V 2



2 STARTS AT ELBOW LOW. 5 JUST ABOVE ELBOW.
1 HITS 5 AND SCREENS FOR 2.
2 TAKES ONE JABE UP, THEN CUTS BACK DOOR.

V 2 optopn # 11 small line up
V 2

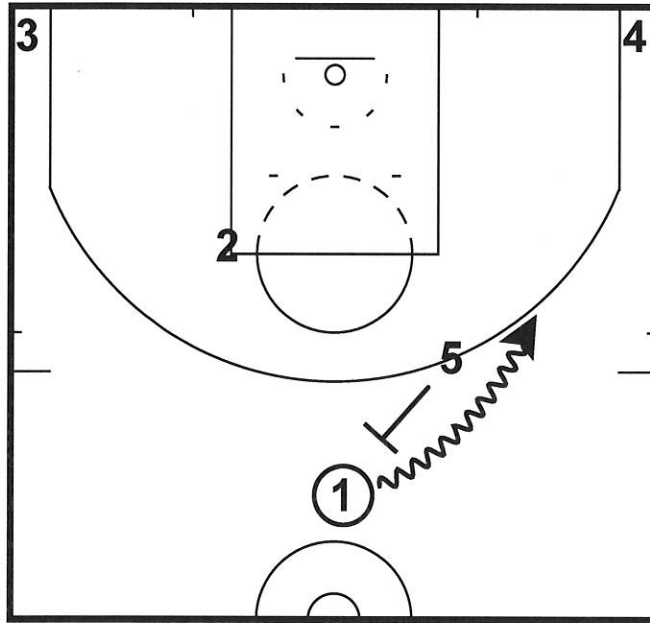


IF 2 IS NOT OPEN HE CONTINUES TO CORNER AND 4 LIFTS UP.
5 DHO w/ 1.
1 TURNS CORNER AND READS OPTIONS.

LA Clippers

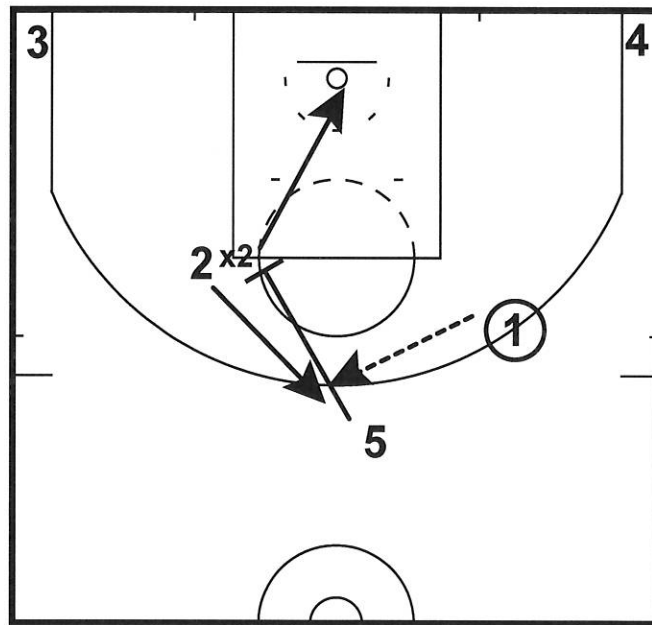
V 2

V 2 option # 12 1/5 DRIBBLE small line up
V 2



2 STARTS AT ELBOW. 5 STARTS ABOVE ELBOW.
5 SCREENS 1. 1 COMES HARD.

V 2 option # 12 1/5 DRIBBLE small line up
V 2

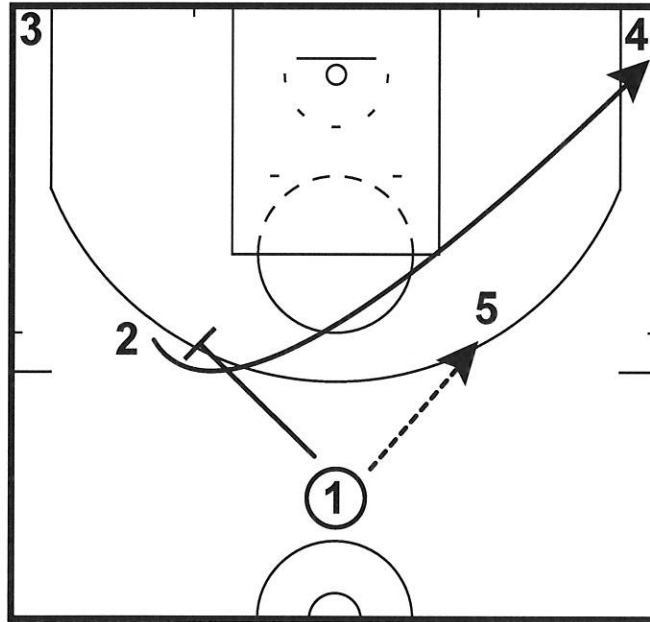


5 THEN SCREENS 2 AND ROLLS HARD.
2 LOOKS SHOT.

LA Clippers

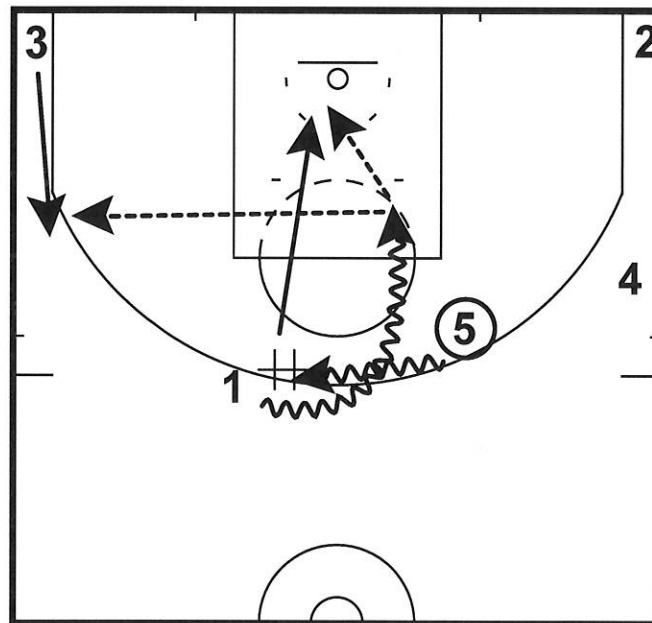
V 2

V 2 option # 13 small line up.
V 2



2 MUST START VERY WIDE, PAST 3 POINT LINE.
5 STARTS JUST ABOVE ELBOW. 1 HITS 5 AND BUTT SCREENS 2. 2 CUTS TO BASKET THEN CORNER.

V 2 option # 13 small line up.
V 2



5 TAKES 1 DRIBBLE AND DHO'S WITH 1.
5 ROLLS HARD. 4 LIFTS, 2 IN CORNER.
1 TURNS CORNER AND READS OPTIONS.